


# latitude°

## SMEG Hob Guide

---



### Wall Switch

Please ensure the wall switch is on for the stove to work.


---



### Induction heat

The stove is induction and will only heat up once the pot is placed on top of the hob.


---



### Power up

Please use your finger to select the power button on the stovetop by pressing and holding the button for 2 to 3 seconds. The panels will flash red.

---



### Choose your plate

Please select which plate you would like to use on the control pad.

---



### Turn up the heat

Once you select the place, select the level of heat you will want to use by repeatedly pressing the + sign to increase the heat and the - sign to decrease the heat.

---



### Don't feel like cooking?

Don't feel like cooking? The good news, we have Latitude Café on the 9th floor.

Still not working? **Dial 123** from your apartment phone for assistance.